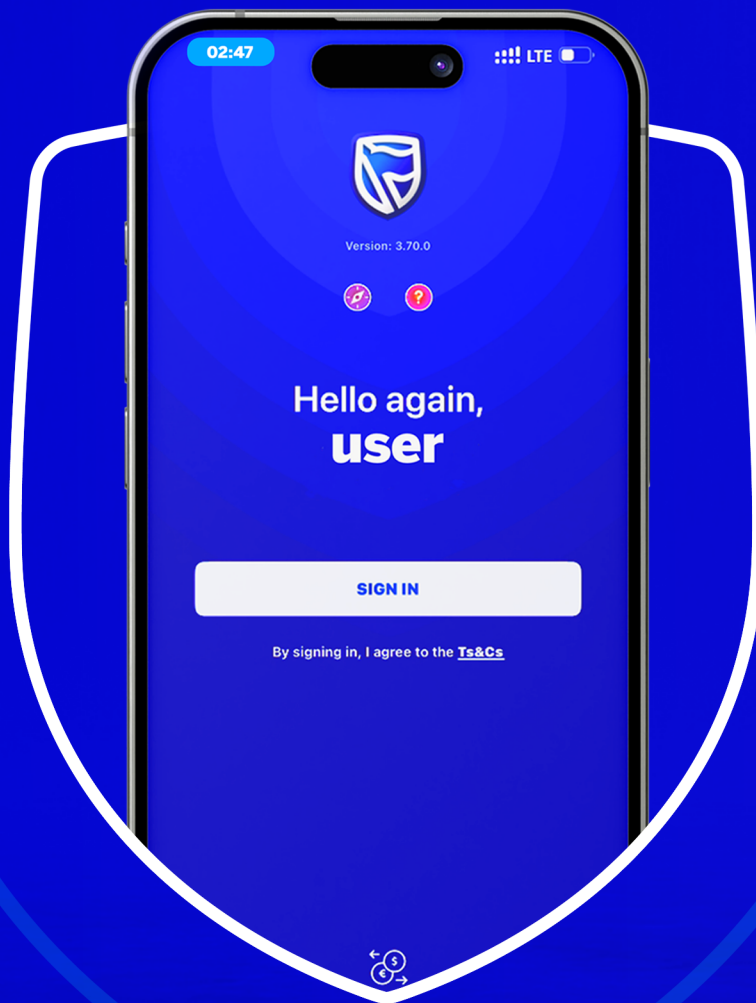




Standard Bank

GETTING STARTED WITH THE **247 APP**



No forms. No queues.
Just your internet Banking login.

**You must be registered for Internet
Banking to use the App.**

STEP-BY-STEP GUIDE TO ONBOARD ON DIGITAL BANKING

To begin your digital banking journey, follow these steps to set up your account securely

STEP 1 Visit 247 Online

<https://ebanking.standardbank.co.mw/#/login>



STEP 2 Set Up Your Password

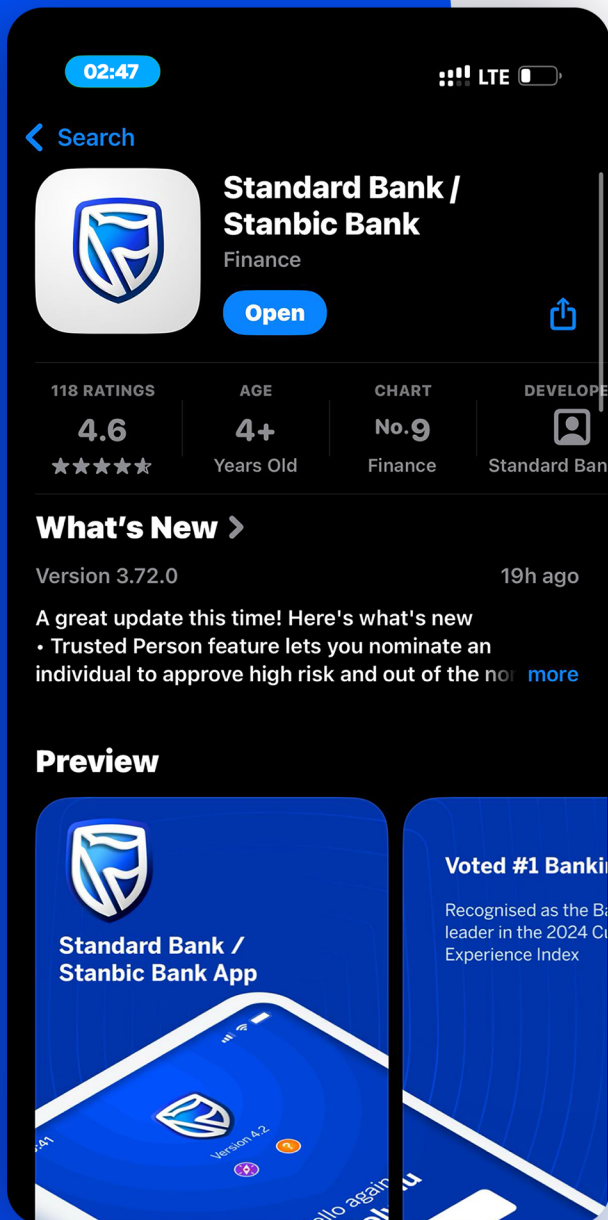
- Select “Forgot Username” on the login page.
- Enter your account number.
- Input the One-Time Password (OTP) sent to your registered email or phone number.
- Your username will be displayed on the screen.

STEP 3 Sign In for the First Time

- Use the username retrieved and the OTP received during account opening.
- You’ll be prompted to create a new password.

STEP 4 Set Your Security Questions






LET'S DOWNLOAD THE 247 APP!

- 1 Search for **Standard Bank** on App store for IOS or Play store for Android.
- 2 Click **Download**.

Please note that the app appears as '**Standard Bank/Stanbic Bank**' in the stores



HOW TO SET UP YOUR PROFILE

- 1** Launch the app.
- 2** Select **Malawi**.
- 3** Tap **Sign in**, & enter your username and password (use your Internet Banking log in details).
- 4** Enter your email address. You will receive an OTP.
- 5** Once email is set up, you will be taken back to the Get Started page to login again.
- 6** Follow the prompts to set up your App sign in method (Face ID, fingerprint or passcode).
- 7** Now login with the preferred method.

Customers who are already registered may get a 'device already registered' error.

When this happens, contact **247** for prompt assistance.

Sign in

Username

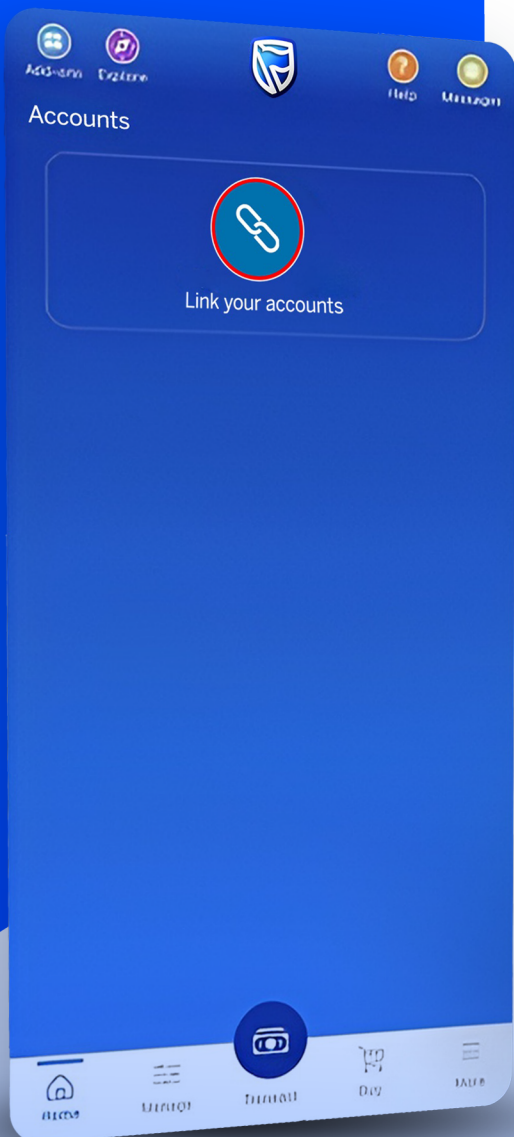
Password

SIGN IN

[Forgot password](#) | [Forgot username](#)

Don't have an account? [Register Here](#)

NOW LET'S LINK YOUR BANK ACCOUNT TO YOUR PROFILE



1 Select **Link Account**.

2 Select **Malawi**.

Your account details
will appear.

**YOU ARE NOW READY
TO BANK ONLINE!**

FORGOTTEN YOUR APP LOGIN DETAILS?

- 1** Click on **Forgot Username** and enter your account number.
- 2** Enter the OTP sent to you via SMS or email.
Your username will be sent to your registered email.
- 3** Now click **Forgot Password** and enter your username.
- 4** Enter the OTP sent to your registered email.
- 5** Now set up your new password.





Standard Bank

Still need help signing in?

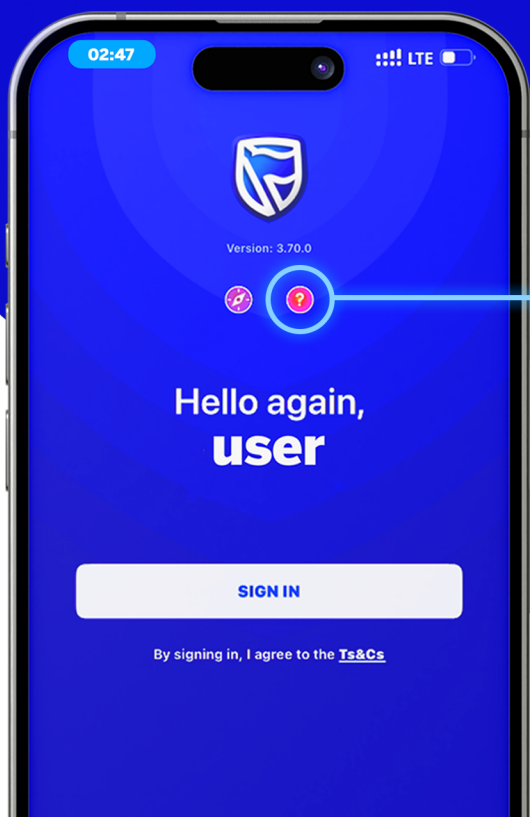


Call us on
247



Email us

cccmalawi@standardbank.co.mw



Or you can visit our **help centre** on the **247 App** by clicking the **question mark** and selecting **Malawi** to learn how to navigate the app.